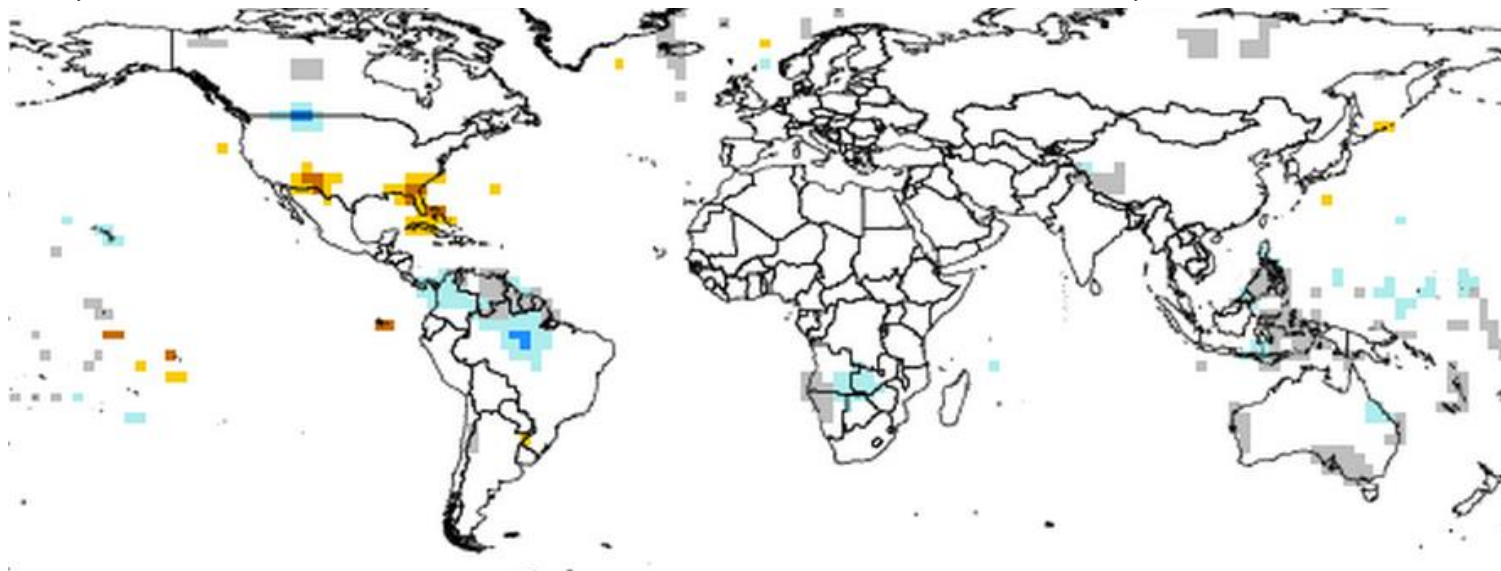


Global Forecast: Total Rain and Snow for December 2013 – February 2014

Produced by the Red Cross/Red Crescent Climate Centre and the International Research Institute for Climate and Society

Forecast Update:

Parts of the United States and several Pacific islands are likely to see below-normal rainfall in the next few months, while parts of Brazil are likely to see above-normal rainfall. For most of the rest of the world, there are no strong forecast signals this month.

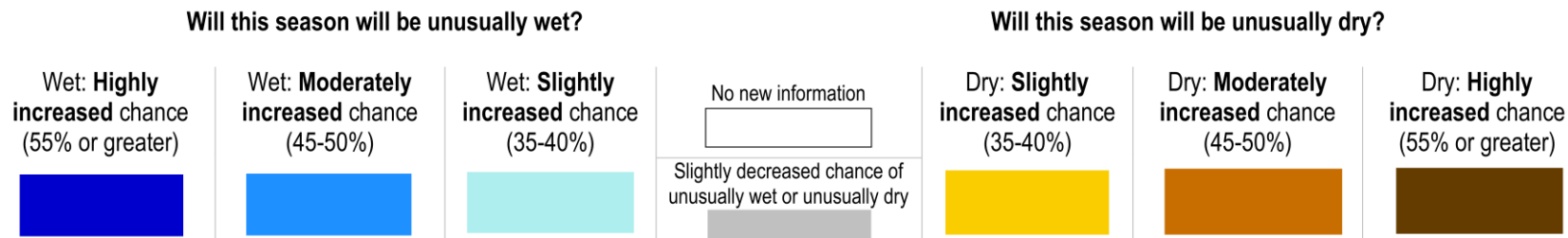


IRI Global Forecast Map:

Colours on this map indicate *areas where we have increased confidence that the next three months will be unusually wet or dry*. The darker the colour, the more confident we are.

For more information to help interpret the forecast, see accompanying document called: [‘Important Forecast Guidance and Resources’](#) and contact your local meteorological service to monitor forecasts in the coming days and weeks.

This forecast and other weather and climate information can be found in the IFRC maproom at iri.columbia.edu/maproom/IFRC.

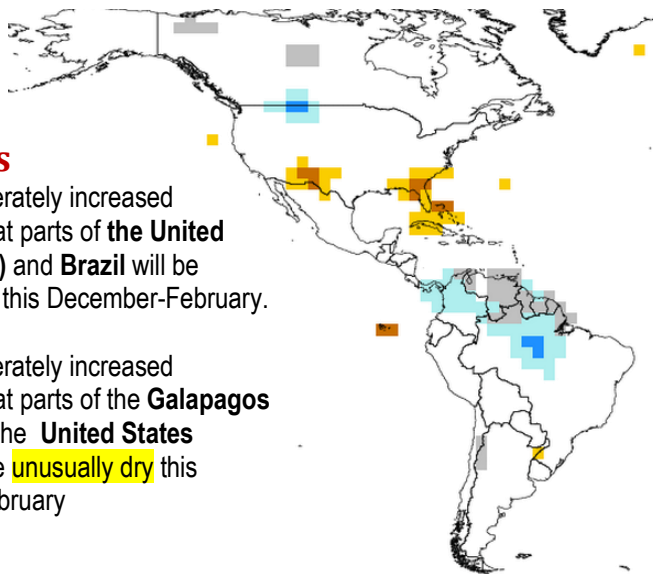


Forecast Interpretation/Highlighting Areas of Concern for December 2013 – February 2014

Americas

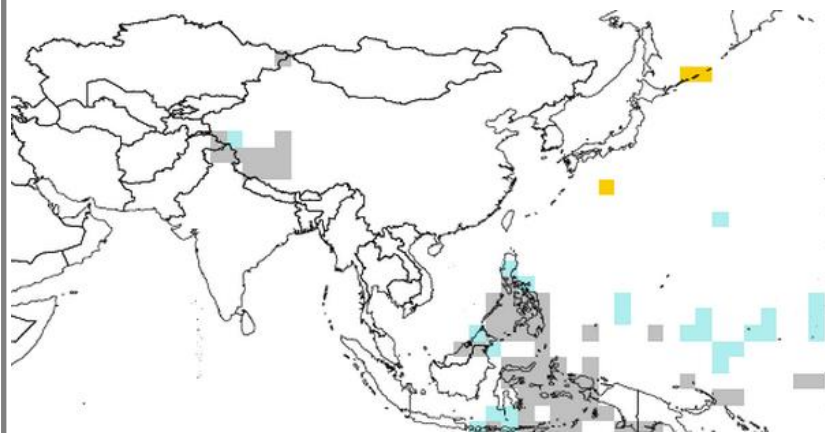
There is moderately increased confidence that parts of the **United States (north)** and **Brazil** will be **unusually wet** this December-February.

There is moderately increased confidence that parts of the **Galapagos Islands** and the **United States (south)** will be **unusually dry** this December-February.



Asia

This forecast has very little new information in Asia for December-February. We suggest monitoring regional forecasts and local sources of information.



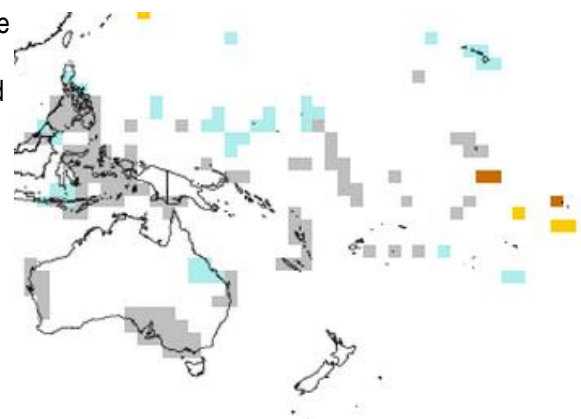
Africa

This forecast has very little new information in Africa for December-February. We suggest monitoring regional forecasts and local sources of information.



Pacific

There is moderately increased confidence that parts of **Kiribati (Malden Island)** and **French Polynesia** will be **unusually dry** this December-February.



For additional guidance on forecast interpretation, connecting forecasts with appropriate actions, and resources for forecast monitoring and decision-making support, please see the accompanying attachment labelled: 'Important Forecast Guidance and Resources'.

If you have questions, please e-mail the IFRC Helpdesk at IRI: ifrc@iri.columbia.edu.