

IRI's next forecast:  
17 May 2012  
<http://iri.columbia.edu/ifrc/forecast/3munusualprecip>

## Global Forecast: Total Rain and Snow for May-July 2012

Produced by the Red Cross/Red Crescent Climate Centre and the International Research Institute for Climate and Society

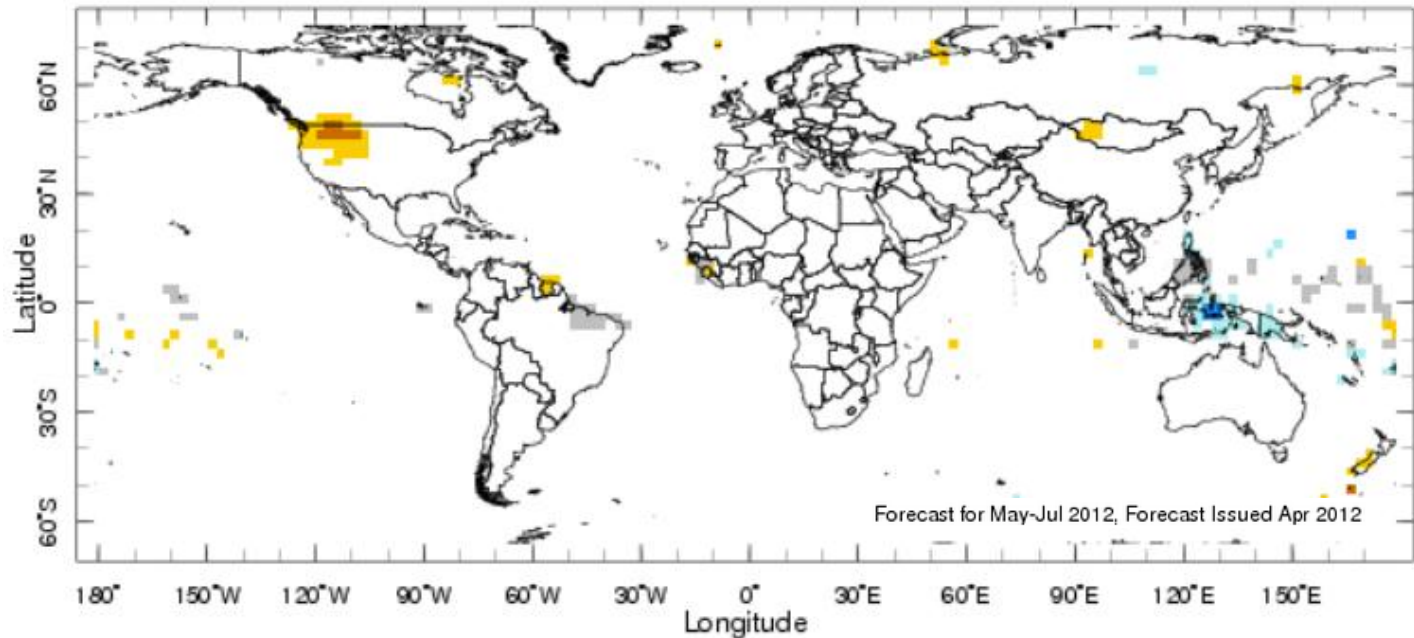
### Forecast Update:

There are few strong forecast signals this month, as we are no longer in a La Niña or El Niño phase.


### IRI Global Forecast Map:

Colours on this map show areas with an increased chance of having an unusually wet or dry season. The darker the colour, the more confident we are.

For more information to help interpret the forecast, see accompanying document called: 'Important Forecast Guidance and Resources'.

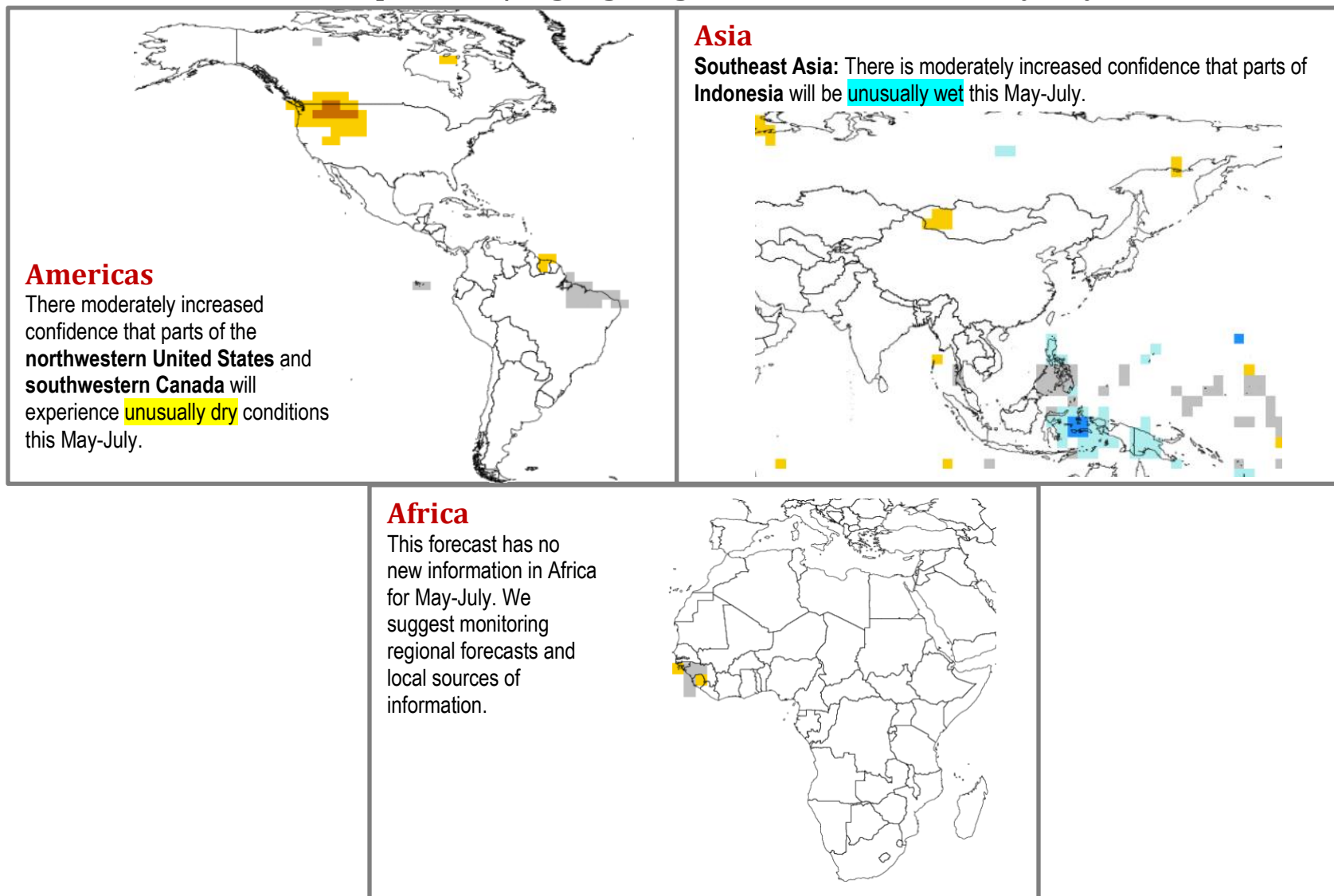


### Are we confident that this season will be unusually wet?



### Are we confident that this season will be unusually dry?

## Forecast Interpretation/Highlighting Areas of Concern for May-July 2012



**For additional guidance** on forecast interpretation, connecting forecasts with appropriate actions, and resources for forecast monitoring and decision-making support, please see the accompanying attachment labelled: 'Important Forecast Guidance and Resources'.

*If you have questions, please e-mail the IFRC Helpdesk at IRI: [ifrc@iri.columbia.edu](mailto:ifrc@iri.columbia.edu).*