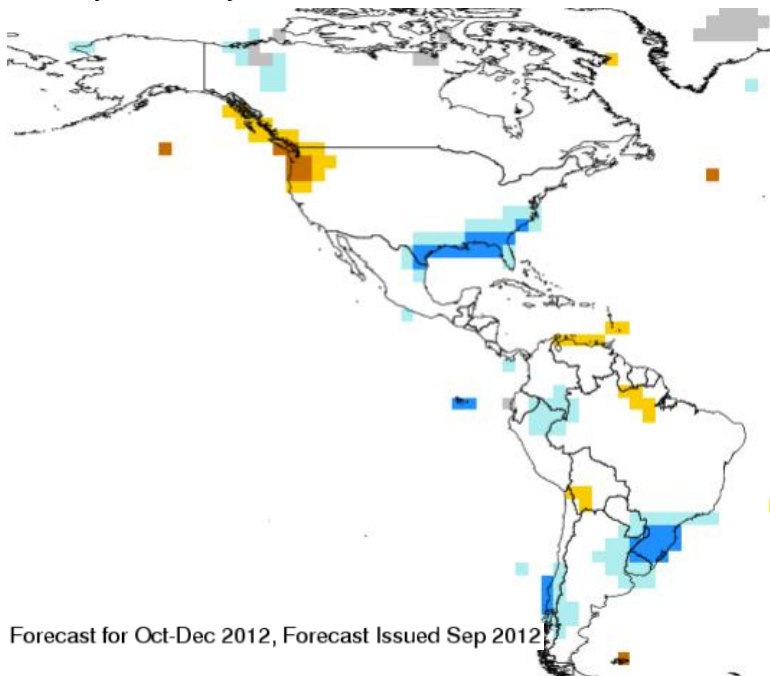


Americas Regional Forecast: Total Rain and Snow for October-December 2012

Produced by the Red Cross/Red Crescent Climate Centre and the International Research Institute for Climate and Society

Forecast Update: We are on the threshold of a weak El Niño, but it is not fully clear whether global rainfall will be influenced by this. Further information will appear in the next few months; continue monitoring seasonal forecasts for the latest information.

IRI Global Forecast Map: Colours on this map indicate *areas where we have increased confidence that the next three months will be unusually wet or dry*. The darker the colour, the more confident we are.



Forecast for Oct-Dec 2012, Forecast Issued Sep 2012

Areas of Concern

There is moderately increased confidence that parts of the **northwestern United States** will be **unusually dry** this October-December.

There is moderately increased confidence that parts of the **southern United States, Uruguay, Chile, and Brazil** will be **unusually wet** this October-December.

What can I do?

To anticipate impacts, monitor local rainfall forecasts to see when and where rainfall events might occur. Some regional resources include: [NOAA](#)

If below-normal rainfall does occur, the following sectoral impacts are possible:

- Increased forest fires
- Food security: change in planting/harvesting times, crop drying/storage

If above-normal rainfall does occur, the following sectoral impacts are possible:


- Increased chances of flooding
- Health: enhanced transmission rates of infectious diseases

Will this season will be unusually wet?

Wet: **Highly increased chance**
(55% or greater)



Wet: **Moderately increased chance**
(45-50%)




Wet: **Slightly increased chance**
(35-40%)



No new information



Slightly decreased chance of unusually wet or unusually dry



Will this season will be unusually dry?

Dry: **Slightly increased chance**
(35-40%)



Dry: **Moderately increased chance**
(45-50%)



Dry: **Highly increased chance**
(55% or greater)



For more information to help interpret the forecast, see accompanying document called: 'Important Forecast Guidance and Resources'.
If you have any questions, please e-mail the IFRC Helpdesk at IRI: ifrc@iri.columbia.edu.